



## DIFFERENCE BETWEEN WHEEL-CLAMPS FOR ONE ARM DRIVE AND ASSISTANS BRAKE



WHEEL-CLAMP INNER & OUTER ASSISTANS BRAKE  
ART.NO. 3300010, 3300004



WHEEL-CLAMP INNER & OUTER ONE ARM DRIVE  
ART.NO. 3300014, 3300015

### Difference between wheel-clamps for one arm drive and assistans brake

To be able to tell the difference between the wheel-clamps when they are lying on the shelf we have made this info sheet. To the [assistans brake](#) and the [one arm drive](#) you use the [old standard rear axle](#) and for the rear axle you use different wheel-clamps depending on which one of those you mount on the wheelchair. For the assistans brake you use inner wheel-clamp with **art.no. 3300010** and outer with **art.no. 3300004**. For the one arm drive you use wheel-clamp with **art.no. 3300014** and outer with **art.no. 3300015**. The easiest way to tell what wheel-camp you have is to use a slide calliper and measure the lower holes diameter ( see red mark at CAD-image)

art.nr. 3300004  
Wheel-clamp outer  
assistans brake



Drawing



Front



Rear

art.no. 3300010  
Wheel-clamp inner  
assistans brake



Ø 16.2

CAD



Drawing

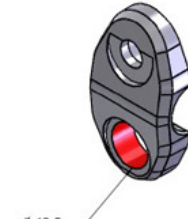


Front



Rear

art.no. 3300014  
Wheel-clamp outer  
one arm drive



Ø 18.5

CAD



Drawing



Front



Rear

art.no. 3300015  
Wheel-clamp inner  
one arm drive



Ø 18.5


CAD



Drawing



Front



Rear